

# WMCA Revolving Investment Fund (RIF)

Dashboard as at 1st August 2021

Public information

## Contents

Page 1 - Investments committed

Page 2 - Repaid

Page 3 - Dashboard

## WMCA RIF - Investments committed and completed funds

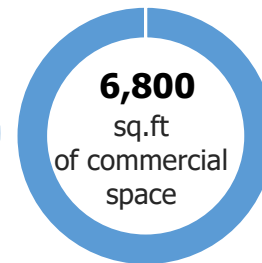
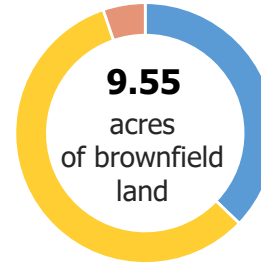
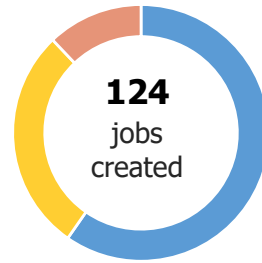
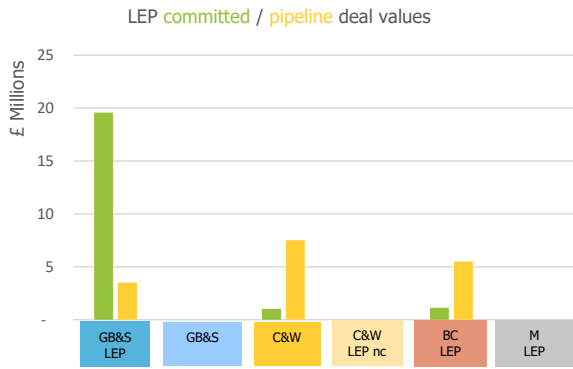
Ref	Opportunity Name	Industry	Jobs Created	Brownfield Land - Acres	Homes Created	Commercial Space sq ft	Business Rates pa	Local Authority	Loan Amount	Drawn Amount
CD3	Complex Development Projects Ltd. - Carver Street	Residential	72	0.22	30	0	0	Birmingham CC	£4,220,000	£1,624,045
US2	Urban Splash Homes - Port Loop	Residential	0	3	308	0	0	Birmingham CC	£10,000,000	£0
RD1	Rainier Developments - Tenby St	Residential	2	0.33	37	6800	tbc	Birmingham CC	£5,360,000	£0
CD2	Complex Development Projects Ltd. - Abbotts Lane	Residential	35	5.5	700	0	0	Coventry CC	£1,021,429	£1,021,429
0	0	0	0	0	0	0	0	0	£0	£0
			Jobs Created	Brownfield Land - Acres	Homes Created	Commercial Space - sq ft	Business Rates		Loan Amount	Drawn Amount
<b>Live outputs committed</b>			124	9.55	1085	6,800	0	<b>Total Committed</b>	£21,721,429	£2,645,474

## WMCA RIF - Investments repaid and recycled

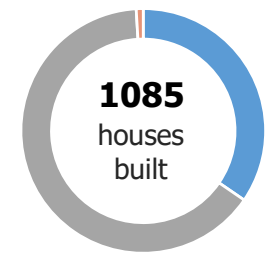
Ref	Opportunity Name	Industry	Jobs Created	Brownfield Land - Acres	Homes Created	Commercial Space - sq ft	Business Rates	Local Authority	Loan Amount	Drawn Amount
PH1	Parkes Homes	Residential	15	0.5	10	0	£ -	Dudley Metropolitan Borough Council	£ 1,120,000.00	Repaid

	Jobs Created	Brownfield Land - Acres	Homes Created	Commercial Space - sq ft	Business Rates	Loan Amount
<b>Outputs to date</b>	15	0.5	10	0	£ -	<b>Total Repaid</b> £ 1,120,000.00

# WMCA RIF - Dashboard of deal values and total diagrams



**£0**  
business  
rates



Geography of committed deal values - committed / pipeline over 25%

Geography of committed deals

