

# WMCA Collective Investment Fund (CIF)

Dashboard as at 1st August 2021

Public information

## Contents

Page 1 - Investments committed

Page 2 - Investments repaid

Page 3 - Dashboard

## WMCA CIF - Investments committed and completed funds

Ref	Opportunity Name	Industry	Jobs Created	Brownfield Land - Acres	Homes Created	Commercial Space sq ft	Business Rates pa	Local Authority	Loan Amount	Drawn Amount
BD3	Barberry Well Lane, Wolverhampton	Industrial Unit	80	2.86	0	60,000	£172,440	Wolverhampton CC	£3,000,000	£503,181
BD4	Barberry 57 AMH	Industrial Unit	230	2.37	0	56,800	£270,000	Birmingham CC	£5,030,000	£4,088,500
CM1	Chase Midlands Sheldon	Retail/Leisure	230	1	0	45,140	£374,578	Birmingham CC	£7,905,000	£7,830,000
FG1	Complex - Telegraph, Far Gosford	Hotel	90	2.56	0	80,000	£70,000	Coventry CC	£4,700,000	£3,669,417
RS1	Redsun Projects Ltd.	Industrial Units	200	5	0	77,000	£209,000	Telford & Wrekin	£3,400,000	£806,963
WF2	WD (Cakemore) Ltd	Industrial Units	107	2.75	0	54,000	£200,000	Dudley Metropolitan Borough Council	£3,600,000	£3,252,962
CG1	Chancerygate - Minworth	Industrial Units	140	3.13	0	72,010	£300,000	Birmingham CC	£6,000,000	£1,903,046
DM1	Craig Watts - Aliaxis Site	Industrial Units	200	5.3	0	100,000	TBC	Cannock Chase DC	£2,500,000	£1,440,000
MO1	Morris & Company Ltd - Paragon Point	Industrial Units	75	2.54	0	37,900	£113,000	Telford & Wrekin	£2,265,000	£646,921
SP1	Stoford Properties - Sandvik	Offices	182	8.26	80	20,000	£165,000	Dudley Metropolitan Borough Council	£4,945,000	£0
SF1	St Francis Group - Parallel 113	Industrial Units	198	6.6	0	113,000	£370,000	Walsall DC	£6,400,000	£0
AB1	Aston Brook Street East	Industrial Units	34	1.5	0	12,914	£53,500	Birmingham CC	£1,200,000	£0
CAH1	Coventry Arena Hotel SPV	Hotel	28	1	0	58,556	£120,000	Coventry CC	£12,200,000	£0
JS1	Jesse Stokes - Exhall	Industrial Units	150	5	0	75,000	£350,000	Nuneaton & Bedworth	£6,800,000	£0
HBL1	Holbrook Lane Investment LLP, Holbrook Lane	Industrial Units	200	5.6	0	105,000	£450,000	Coventry CC	£8,800,000	£0

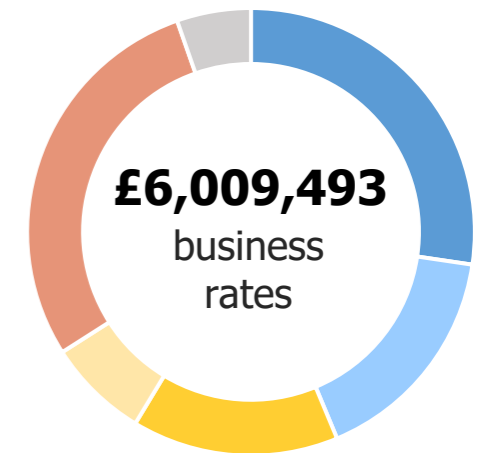
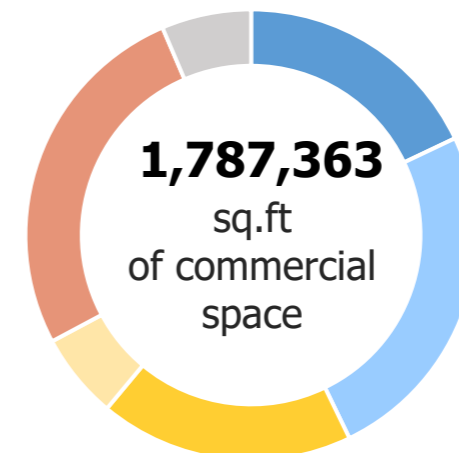
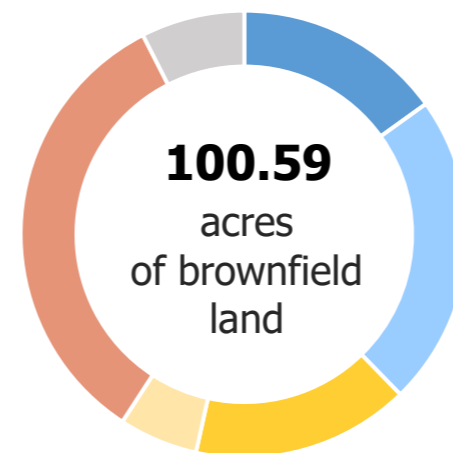
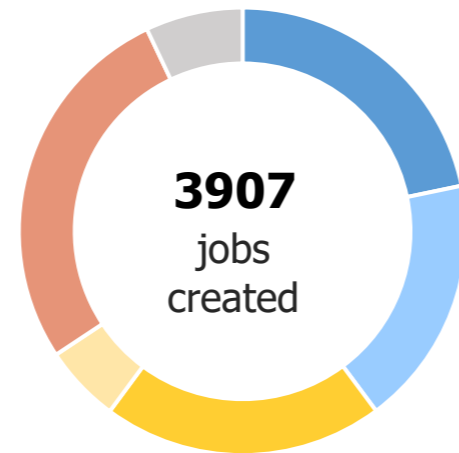
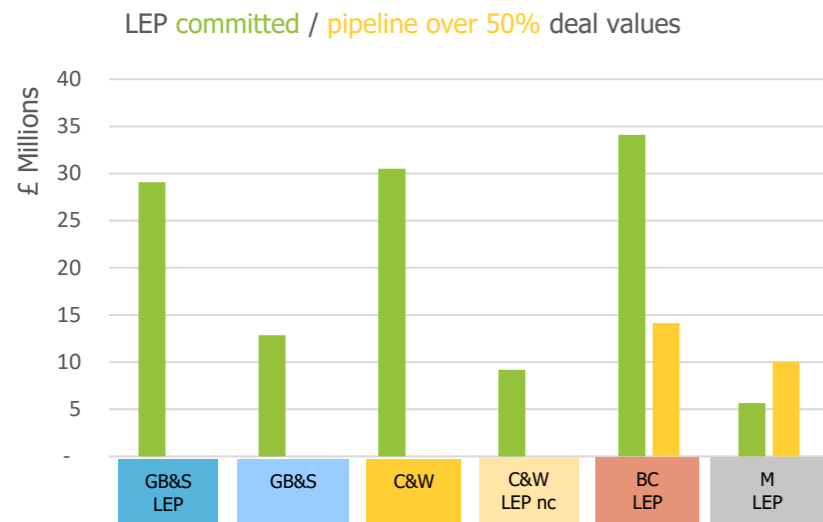
	Jobs Created	Brownfield Land - Acres	Homes Created	Commercial Space - sq ft	Business Rates	Loan Amount	Drawn Amount
						<b>Total Approved</b>	
<b>Live outputs committed</b>	2144	55.47	80	967,320	£3,217,518	£78,745,000	£24,140,990
						<b>Total Approved to Date</b>	
<b>Outputs to date</b>	3907	100.59	513	1,787,363	£6,009,493	£121,395,000	

## WMCA CIF - Investments repaid and recycled

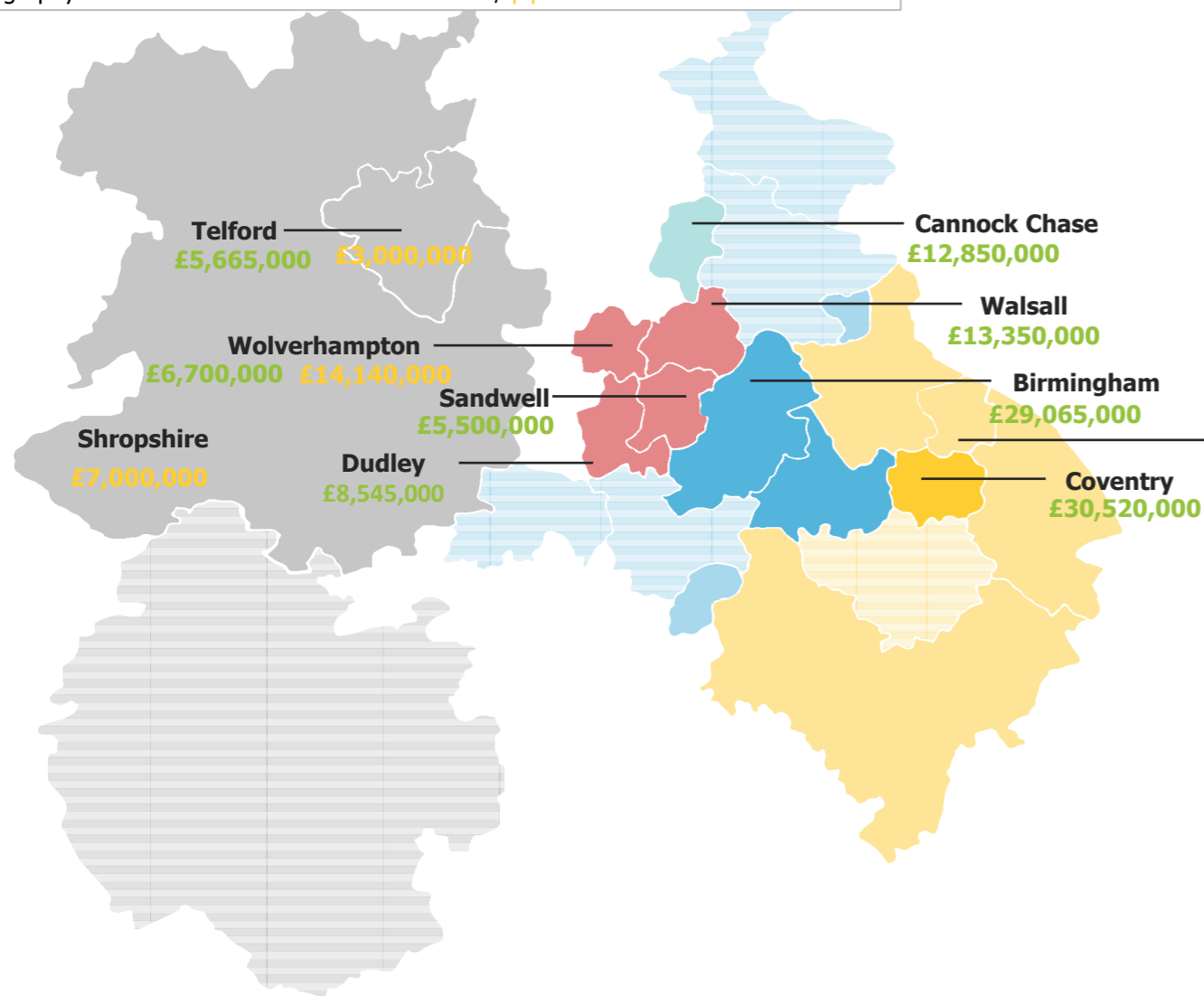
Ref	Opportunity Name	Industry	Jobs Created	Brownfield Land - Acres	Homes Created	Commercial Space - sq ft	Business Rates	Local Authority	Loan Amount	Drawn Amount
OP1	Opus Land - Kingswood Lakeside	Industrial Units/Logistics	425	14	0	283,185	£807,120	Cannock Chase DC	£7,000,000	Repaid
OP2	Opus Land - Seven Stars	Industrial Units	203	6.35	0	120,000	£360,000	Sandwell Metropolitan BC	£5,500,000	Repaid
BD1	Barberry Perry Barr	Industrial Unit	75	2.5	0	48,000	£149,448	Birmingham CC	£2,900,000	Repaid
GE1	Goold Estates Ltd	SME Industrial Units	165	5.5	0	69,025	£198,378	Wolverhampton CC	£3,700,000	Repaid
BD2	Barberry Advanced Manu Hub	Industrial Unit	80	2.9	0	60,000	£208,545	Birmingham CC	£3,680,000	Repaid
CD1	Complex - Far Gosford	Hotel & Student Accomodation	200	2.7	423	0	£0	Coventry CC	£2,820,000	Repaid & Redrawn under Development Tranche
EH1	Expert Holdings Ltd	Automotive	275	4	0	82,000	£257,223	Coventry CC	£2,000,000	Repaid
WF1	Warmflame Developments Ltd - Nuneaton	Industrial Unit	68	0.74	0	35,000	£90,000	Nuneaton & Bedworth	£2,400,000	Repaid
MC1	Macc Care	Care Home/ Residential	60	1.78	10	25,833	£287,000	Birmingham CC	£2,350,000	Repaid
CW1	Cordwell Lesiure (Walsall) Ltd.	Hotel & Restaurant/Retail	130	1.2	0	35,400	£257,223	Walsall DC	£6,950,000	Repaid
BD4	Barberry Kingswood Lakeside	Industrial Unit	82	3.45	0	61,600	£177,038	Cannock Chase DC	£3,350,000	Repaid

	Jobs Created	Brownfield Land - Acres	Homes Created	Commercial Space - sq ft	Business Rates	Loan Amount
<b>Outputs to date</b>	£1,763	£45	£433	£820,043	£2,791,975	<b>Total Repaid</b> £42,650,000

# WMCA CIF - Dashboard of deal values and total diagrams



Geography of committed deal values - committed / pipeline over 25%



Geography of committed deals

