

WMCA Brownfield Land & Property Development (BLPDF)

Dashboard as at 1st June 2021

Public information

Contents

Page 1 - Investments committed

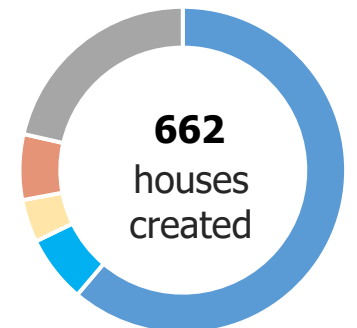
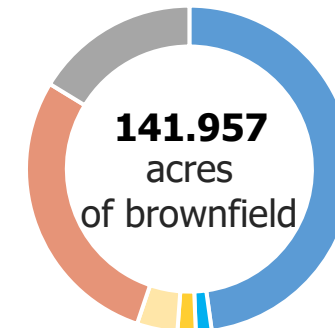
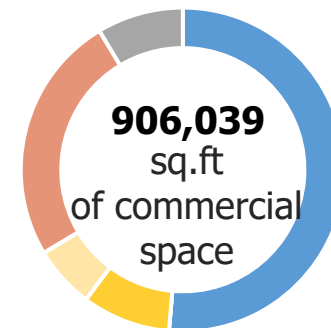
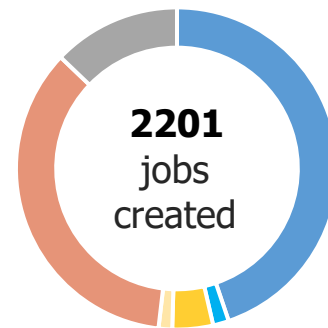
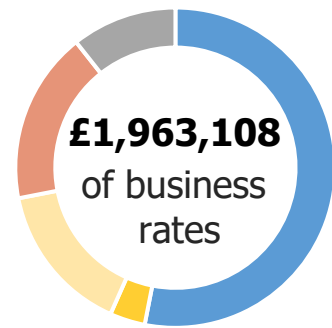
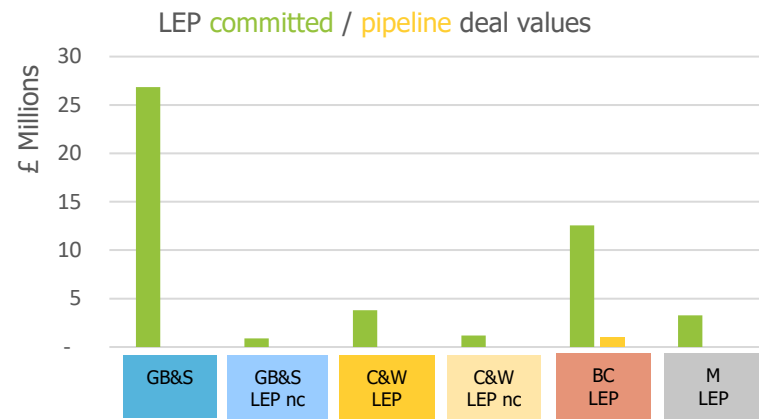
Page 2 - Dashboard

WMCA BLPDF - Investments committed and completed funds

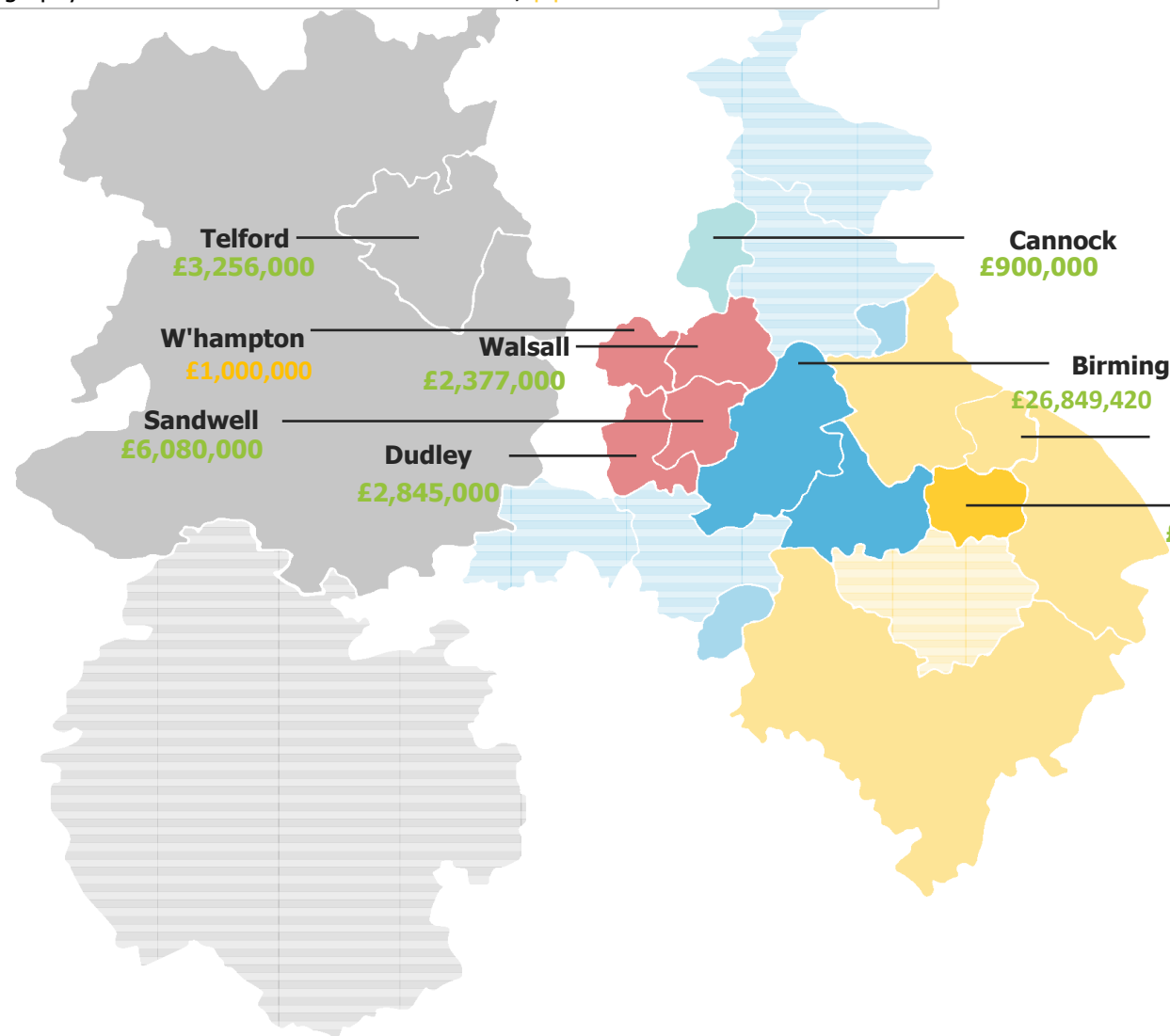
Ref	Opportunity Name	Industry	Jobs Created	Brownfield Land - Acres	Houses created	Commercial Space sq ft	Business Rates pa	Local Authority	Grant Amount	Drawn Amount
AJM1	Mucklow Park, Tyseley *Fully Drawn*	Industrial	350	20	0	135,000	£436,489	Birmingham CC	£1,011,500	£1,011,500
OP1	Opus Land Seven Stars *Fully Drawn*	Industrial	143	6.3	0	120,000	£342,000	Sandwell Met Borough Council	£2,630,000	£2,627,773
FG1	Telegraph, Far Gosford Developments *Fully Drawn*	Hotel	90	2.56	0	80,000	£70,000	Coventry CC	£3,800,000	£3,800,000
CH1	Cavendish House, Portersfield Phase 1, Dudley (Avenbury) *Fully Drawn*	Residential	0	2	28	0	£0	Dudley Met Borough Council	£724,000	£654,945
CG1	BCC Commonwealth Games	Residential	125	13.34	256	269,098	£0	Birmingham CC	£20,075,000	£0
RSP1	Redsun Projects Ltd	Industrial	200	5	0	78,000	£209,000	Telford & Wrekin Council	£1,831,000	£243,747
CC1	Cannock District Council - Hawks Green	Residential	35	2.22	44	0	£0	Cannock Chase DC	£900,000	£636,530
VT1	Vistry Partnerships Ltd	Residential	0	4.6	0	0	£0	Walsall Council	£615,000	£300,489
SP1	Stoford Properties - Shidas Lane	Industrial	450	7	0	55,000	£0	Sandwell Met Borough Council	£3,450,000	£0
LOV3	Anthem Lovells - Caparo	Residential	7	16.53	0	0	£0	Walsall Council	£575,000	£215,625
DC1	Dudley College	Educational / Commercial	150	2.6	0	51,130	£0	Dudley Met Borough Council	£2,121,000	£0
SM1	St Modwen Developments Ltd - 2 Park Square	Commercial	447	1.53	0	61,354	£605,619	Birmingham CC	£780,000	£0
US1	Urban Splash Homes - Walsall Waterfront	Residential	0	0.64	15	0	£0	Walsall Council	£787,000	£0
NP1	Nuplace	Residential	6	5.90	46	0	£0	Telford & Wrekin Council	£460,000	£0
PH1	Pipe Hall, Bilston	Residential	0	0.33	0	0	£0	Wolverhampton Council	£1,249,505	£199,682
SH1	Symphony Hall	Commercial	21	0.00	0	0	£0	Birmingham CC	£256,920	£12,348
AM1	Anchor Meadow, Aldridge	Commercial	27	0.49	0	0	£0	Walsall Council	£400,000	£391,347
GU1	Grand Union	Commercial	0	0.00	0	0	£0	Birmingham CC	£340,000	tbc
TW1	Telford & Wrekin Council - House Building Programme (Part)	Housebuilding programme	77	12.22	96	0	£0	Telford & Wrekin Council	£965,000	£0
BCC1	Yardley Brook, Shard End	Residential	43	33.00	149	0	£0	Birmingham CC	£4,386,000	£0
NBBC1	Nuneaton & Bedworth Borough Council	Mixed Use Scheme	30	5.70	28	56,457	£300,000	Nuneaton & Bedworth Borough Council	£1,175,000	£0

	Jobs Created	Brownfield Land - Acres	Houses Created	Commercial Space - sq ft	Business Rates	Grant Amount	Drawn Amount
Totals	2201	141.957	662	906,039	£1,963,108	£48,531,925	£10,093,985

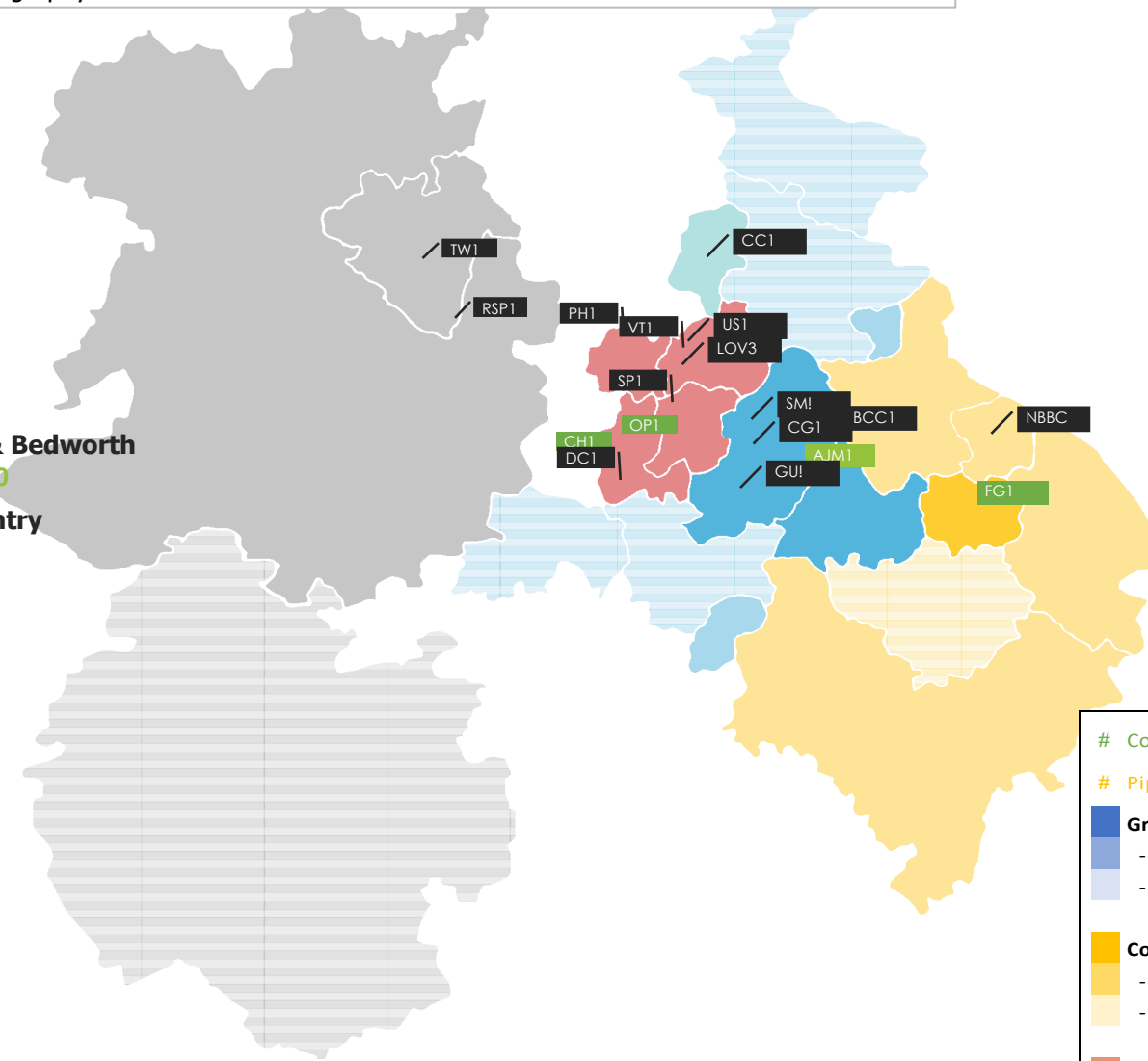
WMCA BLPDF - Dashboard of deal values and total diagrams



Geography of committed deal values - committed / pipeline over 25%



Geography of committed deals



- # Committed / Completed
- # Pipeline
- Greater Birmingham & Solihull LEP**
 - non-constituent members
 - part of the LEP but not the WMCA
- Coventry & Warwickshire LEP**
 - non-constituent members
 - part of the LEP but not the WMCA
- Black Country LEP**
- The Marches LEP**
 - part of the LEP but not the WMCA