

WMCA Revolving Investment Fund (RIF)

Dashboard as at 1st February 2021

Public information

Contents

Page 1 - Investments committed

Page 2 - Dashboard

WMCA RIF - Investments committed and completed funds

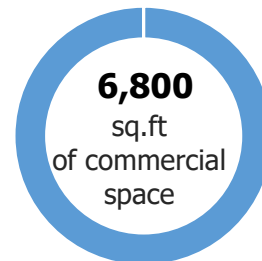
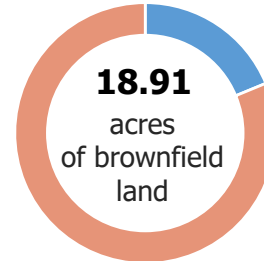
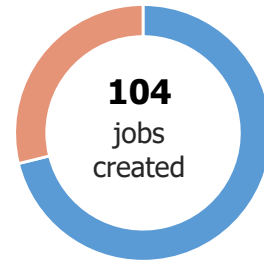
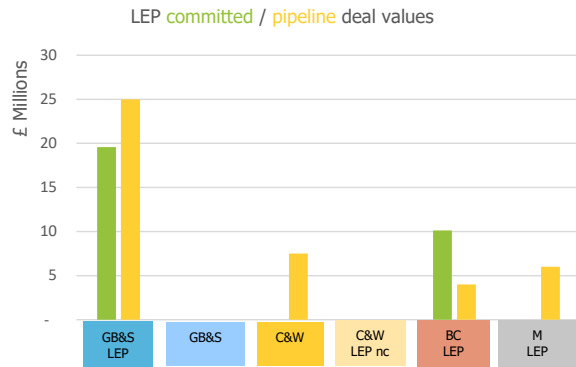
Ref	Opportunity Name	Industry	Jobs Created	Brownfield Land - Acres	Homes Created	Commercial Space sq ft	Business Rates pa	Local Authority	Loan Amount	Drawn Amount
CD3	Complex Development Projects Ltd. - Carver Street	Residential	72	0.22	30	0	0	Birmingham CC	£4,220,000	£1,500,000
US2	Urban Splash Homes - Port Loop	Residential	0	3	308	0	0	Birmingham CC	£10,000,000	£3,801,977
RD1	Rainier Developments - Tenby St	Residential	2	0.33	37	6800	tbc	Birmingham CC	£5,360,000	£0
LOV1	Lovells - Fountain Lane	Residential	15	14.86	234	0	0	Sandwell Metropolitan Borough Council	£9,000,000	£0
0	0	0	0	0	0	0	0	0	£0	£0
			Jobs Created	Brownfield Land - Acres	Homes Created	Commercial Space - sq ft	Business Rates		Loan Amount	Drawn Amount
		Live outputs committed	104	18.91	619	6,800	0	Total Committed	£29,700,000	£5,301,977

WMCA RIF - Investments repaid and recycled

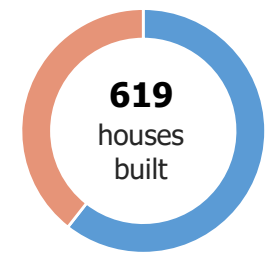
Ref	Opportunity Name	Industry	Jobs Created	Brownfield Land - Acres	Homes Created	Commercial Space - sq ft	Business Rates	Local Authority	Loan Amount	Drawn Amount
PH1	Parkes Homes	Residential	15	0.5	10	0	£ -	Dudley Metropolitan Borough Council	£ 1,120,000.00	Repaid

	Jobs Created	Brownfield Land - Acres	Homes Created	Commercial Space - sq ft	Business Rates	Loan Amount
Outputs to date	15	0.5	10	0	£ -	Total Repaid £ 1,120,000.00

WMCA RIF - Dashboard of deal values and total diagrams



£0
business
rates



Geography of committed deal values - committed / pipeline over 25%

Geography of committed deals

