

WMCA Collective Investment Fund (CIF)

Dashboard as at 1st February 2021
Public information

Contents

- Page 1 - Investments committed
- Page 2 - Investments reapid
- Page 3 - Dashboard

WMCA CIF - Investments committed and completed funds

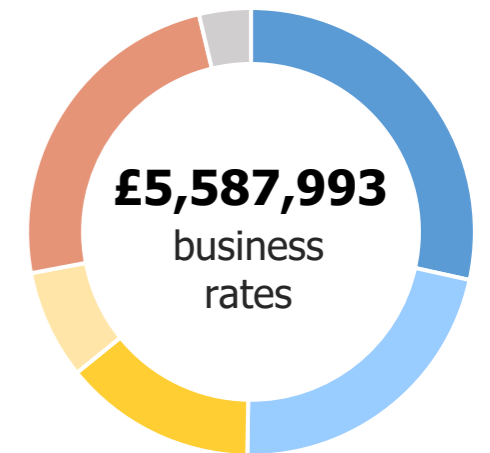
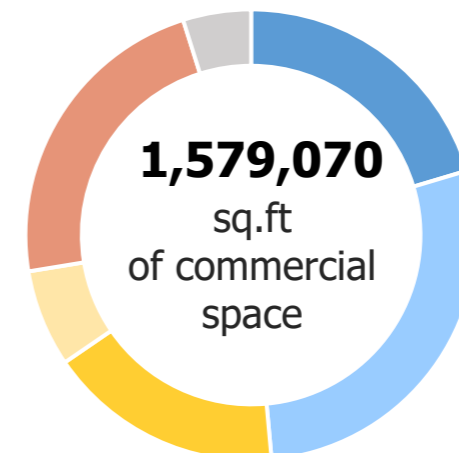
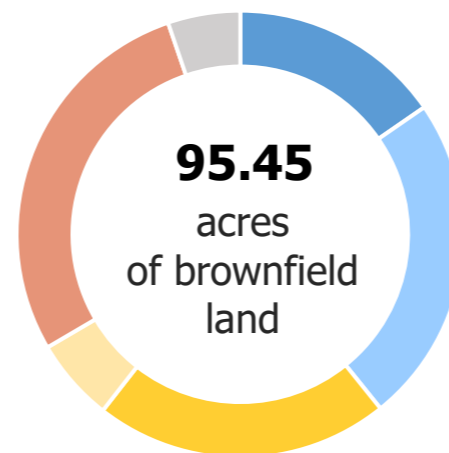
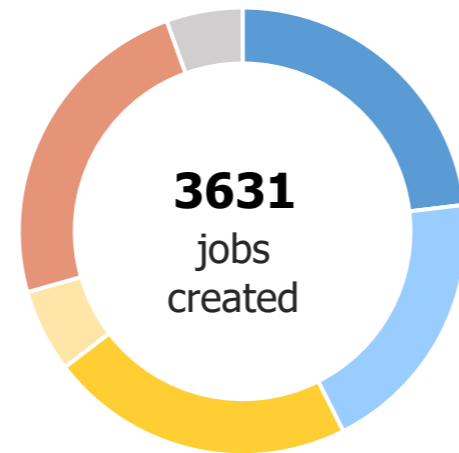
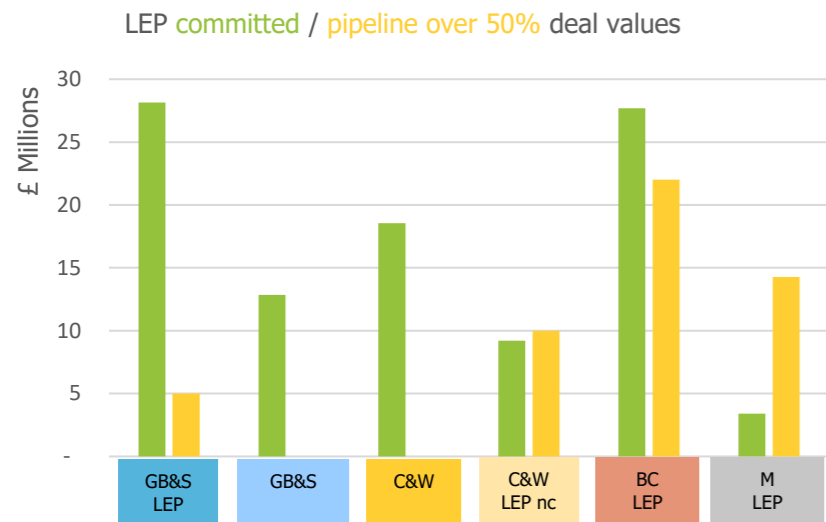
Ref	Opportunity Name	Industry	Jobs Created	Brownfield Land - Acres	Homes Created	Com. Space - sq ft	Business Rates	Local Authority	Loan Amount	Drawn Amount
BD3	Barberry Well Lane, Wolverhampton	Industrial Unit	80	2.86	0	60,000	£172,440	Wolverhampton CC	£3,000,000	£503,181
BD4	Barberry 57 AMH	Industrial Unit	230	2.37	0	56,800	£270,000	Birmingham CC	£5,030,000	£1,698,198
CM1	Chase Midlands Sheldon	Retail/Leisure	230	1	0	45,140	£374,578	Birmingham CC	£7,350,000	£7,198,491
FG1	Complex - Telegraph, Far Gosford	Hotel	90	2.56	0	80,000	£70,000	Coventry CC	£4,700,000	£3,669,417
CD2	Complex Development Projects Ltd. - Abbotts Lane	Residential	35	5.5	770	0	£0	Coventry CC	£1,021,429	£1,021,429
DM1	Craig Watts - Aliaxis Site	Industrial Units	200	5.3	0	100,000	£235,000	Cannock Chase DC	£2,500,000	£0
RS1	Redsun Projects Ltd.	Industrial Units	200	5	0	77,000	£209,000	Telford & Wrekin	£3,400,000	£0
WF2	WD (Cakemore) Ltd	Industrial Units	107	2.75	0	54,000	£200,000	Dudley Metropolitan Borough Council	£3,600,000	£1,492,879
GU	Grand Union	Commercial	14	0.26	0	11,087	£0	Birmingham CC	£340,000	£0
JS1	Jesse Stokes - Exhall	Industrial Units	150	5	0	75,000	£350,000	Nuneaton & Bedworth	£6,800,000	£0
SP1	Stoford Properties - Sandvik	Industrial Units	182	8.26	80	20,000	£165,000	Dudley Metropolitan Borough Council	£4,945,000	£0
HBL1	Holbrook Lane Investment LLP, holbrook Lane	Industrial Units	200	5.6	0	105,000	£450,000	Coventry CC	£8,000,000	£0
WF3	Warmflame Developments Ltd - Kings Heath	Industrial Units	150	3.87	0	75,000	£300,000	Birmingham CC	£6,500,000	£0
0	0	0	0	0	0	0	£0	0	£0	£0

	Jobs Created	Brownfield Land - Acres	Homes Created	Commercial Space - sq ft	Business Rates	Loan Amount	Drawn Amount
Live outputs committed	1868	50.33	850	759,027	£2,796,018	£57,186,429	£15,583,595
Outputs to date	3631	95.45	1283	1,579,070	£5,587,993	£99,836,429	

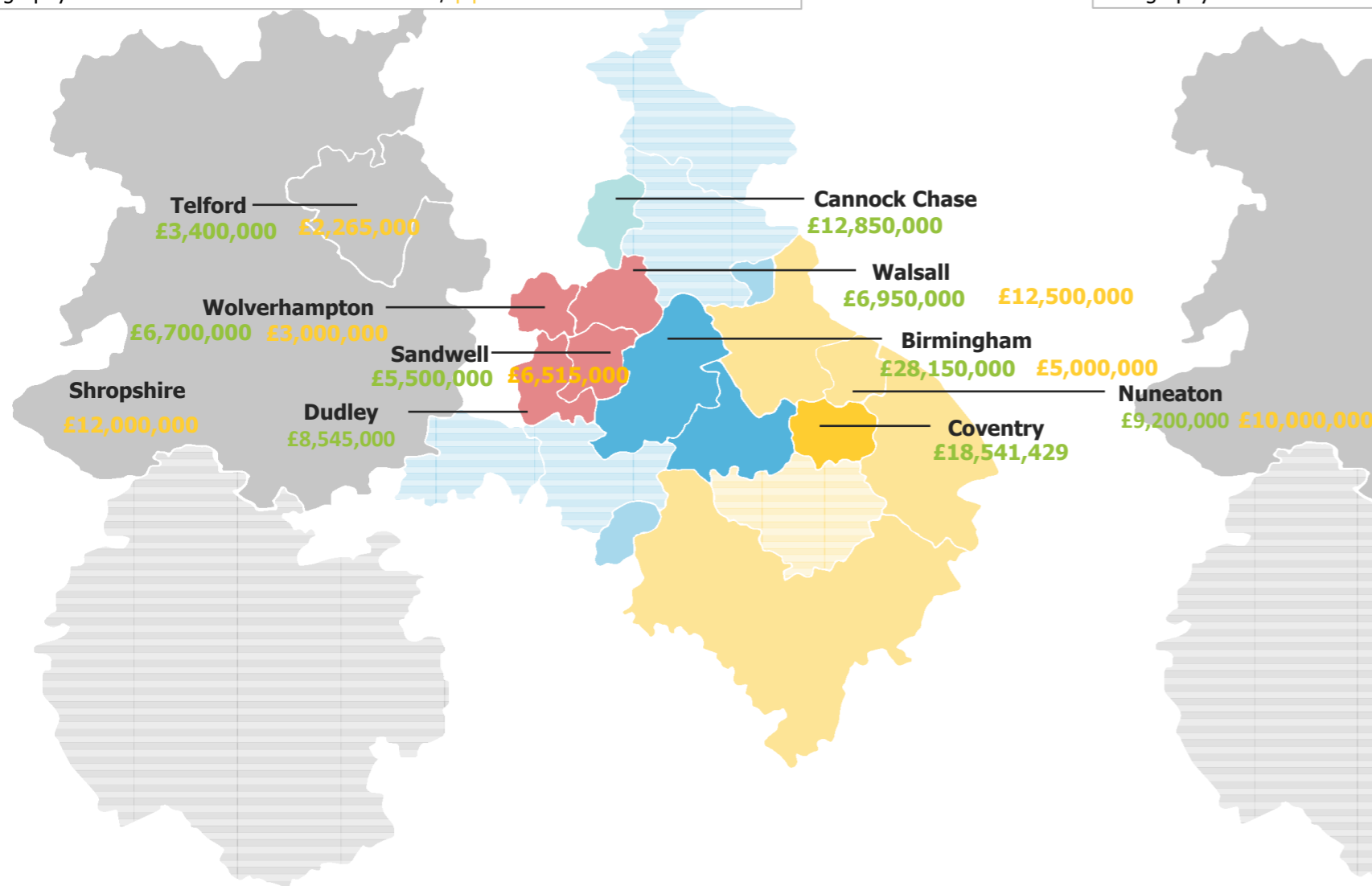
WMCA CIF - Investments repaid and recycled

Ref	Opportunity Name	Industry	Jobs Created	Brownfield Land - Acres	Homes Created	Commercial Space - sq ft	Business Rates	Local Authority	Loan Amount	Drawn Amount
OP1	Opus Land - Kingswood Lakeside	Industrial Units/Logistics	425	14	0	283,185	£807,120	Cannock Chase DC	£7,000,000	Repaid
OP2	Opus Land - Seven Stars	Industrial Units	203	6.35	0	120,000	£360,000	Sandwell Metropolitan BC	£5,500,000	Repaid
BD1	Barberry Perry Barr	Industrial Unit	75	2.5	0	48,000	£149,448	Birmingham CC	£2,900,000	Repaid
GE1	Goold Estates Ltd	SME Industrial Units	165	5.5	0	69,025	£198,378	Wolverhampton CC	£3,700,000	Repaid
BD2	Barberry Advanced Manu Hub	Industrial Unit	80	2.9	0	60,000	£208,545	Birmingham CC	£3,680,000	Repaid
CD1	Complex - Far Gosford	Hotel & Student Accomodation	200	2.7	423	0	£0	Coventry CC	£2,820,000	Repaid & Redrawn under Development Tranche
EH1	Expert Holdings Ltd	Automotive	275	4	0	82,000	£257,223	Coventry CC	£2,000,000	Repaid
WF1	Warmflame Developments Ltd - Nuneaton	Industrial Unit	68	0.74	0	35,000	£90,000	Nuneaton & Bedworth	£2,400,000	Repaid
MC1	Macc Care	Care Home/ Residential	60	1.78	10	25,833	£287,000	Birmingham CC	£2,350,000	Repaid
CW1	Cordwell Lesiure (Walsall) Ltd.	Hotel & Restaurant/Retail	130	1.2	0	35,400	£257,223	Walsall DC	£6,950,000	Repaid
BD4	Barberry Kingswood Lakeside	Industrial Unit	82	3.45	0	61,600	£177,038	Cannock Chase DC	£3,350,000	Repaid
			Jobs Created	Brownfield Land - Acres	Homes Created	Commercial Space - sq ft	Business Rates		Loan Amount	
Outputs to date			£1,763	£45	£433	£820,043	£2,791,975		Total Repaid	£42,650,000

WMCA CIF - Dashboard of deal values and total diagrams



Geography of committed deal values - committed / pipeline over 25%



Geography of committed deals

