

WMCA Revolving Investment Fund (RIF)

Dashboard as at 1st October 2020

Public information

Contents

Page 1 - Investments committed

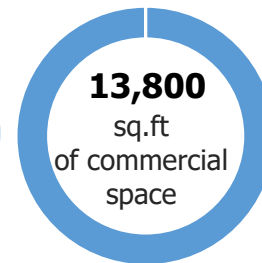

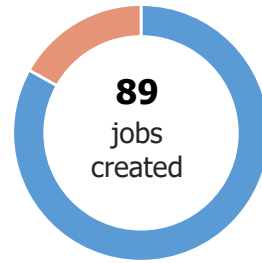
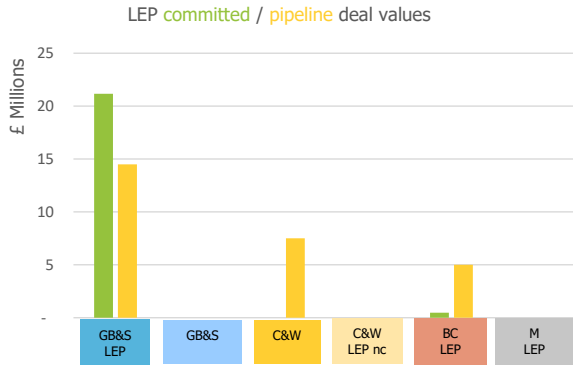
Page 2 - Dashboard

WMCA RIF - Investments committed and completed funds

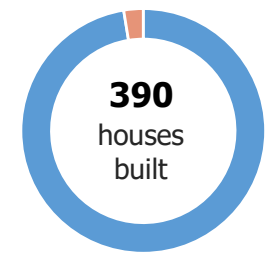
Ref	Opportunity Name	Industry	Jobs Created	Brownfield Land - Acres	Homes Created	Com. Space - sq ft	Business Rates	Local Authority	Loan Amount	Drawn Amount
CD3	Complex Development Projects Ltd. - Carver Street	Residential	72	0.22	30	0	0	Birmingham CC	£4,220,000	£1,500,000
US2	Urban Splash Homes - Port Loop	Residential	0	3	308	0	0	Birmingham CC	£10,000,000	£5,656,348
PH1	Parkes Homes	Residential	15	0.5	10	0	0	Dudley Metropolitan Borough Council	£482,504	£0
RD1	Rainier Developments - Tenby St	Residential	2	0.33	42	13800	tbc	Birmingham CC	£6,950,000	£0

	Jobs Created	Brownfield Land - Acres	Homes Created	Commercial Space - sq ft	Business Rates	Loan Amount	Drawn Amount
Live outputs committed	89	4.05	390	13800	0	£21,652,504	£7,156,348
					Total Committed		

WMCA RIF - Dashboard of deal values and total diagrams



£0
business
rates



Geography of committed deal values - committed / pipeline over 25%

Geography of committed deals

