

WMCA Brownfield Land & Property Development (BLPDF)

Dashboard as at 30th September
Public information

Contents

Page 1 - Investments committed

Page 2 - Dashboard

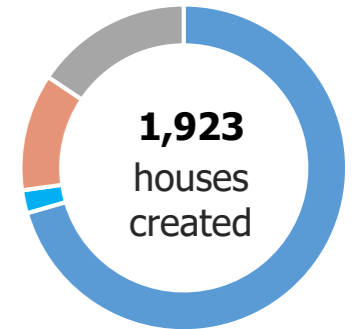
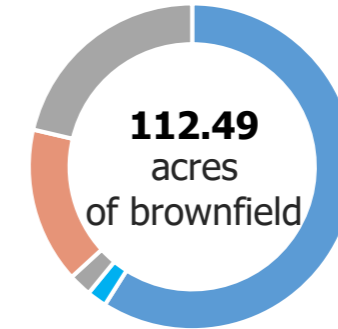
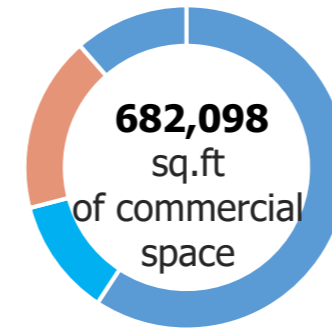
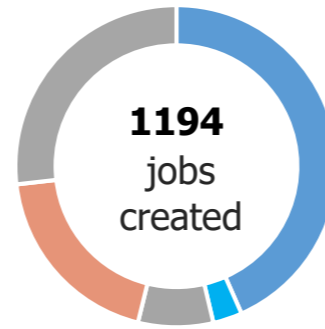
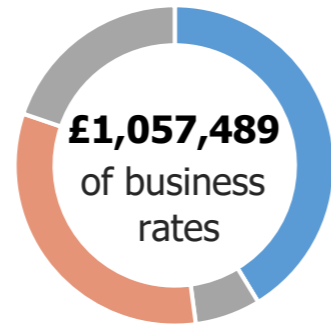
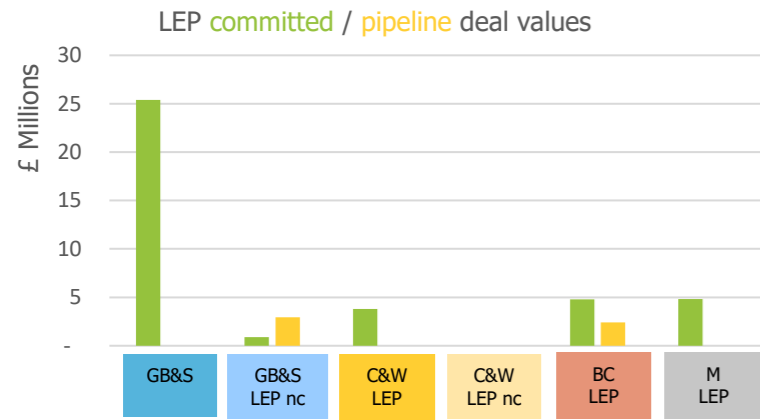
WMCA BLPDF - Investments committed and completed funds

Ref	Opportunity Name	Industry	Jobs Created	Brownfield Land - Acres	Houses Created	Commercial Space - sq ft	Business Rates	Local Authority	Grant Amount	Drawn Amount	Date Agreed
TW1	Telford & Wrekin Council	House building programme	120	19	300	0	£0	Telford & Wrekin Council	£3,000,000	£0	30/10/2017
BCC1	Yardley Brook, Shard End	Housing	43	33	130	0	£0	Birmingham CC	£4,386,000	£0	18/12/2017
AJM1	Mucklow Park, Tyseley	Industrial	350	20	0	135000	£436,489	Birmingham CC	£1,011,500	£525,500	29/01/2018
OP1	OpusLand Seven Stars	Industrial	143	6.3	0	120000	£342,000	Sandwell	£2,630,000	£782,586	29/01/2018
CG1	BCC Commonwealth Games	Housing	125	13.34	1,226	269098	£0	Birmingham CC	£20,000,000	£0	13/03/2018
TH1	Tatton Hall Homes Ltd	Housing	88	2	52	0	£0	Walsall C	£620,000	£0	04/06/2018
RSP1	Redsun Projects Ltd	Industrial	200	5	0	78000	£209,000	Telford & Wrekin Council	£1,831,000	£0	26/07/2018
FG1	Far Gosford Developments	Hotel	90	2.56	0	80000	£70,000	Coventry	£3,800,000	£1,148,608	19/11/2018
US1	Urban Splash	Residential	0	0.64	20	0	£0	Walsall C	£780,000	£0	19/11/2018
LOV1	Lovells Partnerships	Residential		8.45	151	0	0	City of Wolverhampton Council	£770,000	£0	18/02/2019
CC1	Cannock District Council - Hawks Green	Residential	35	2.22	44	0	0	Cannock Chase DC	£900,000	£0	03/06/2019

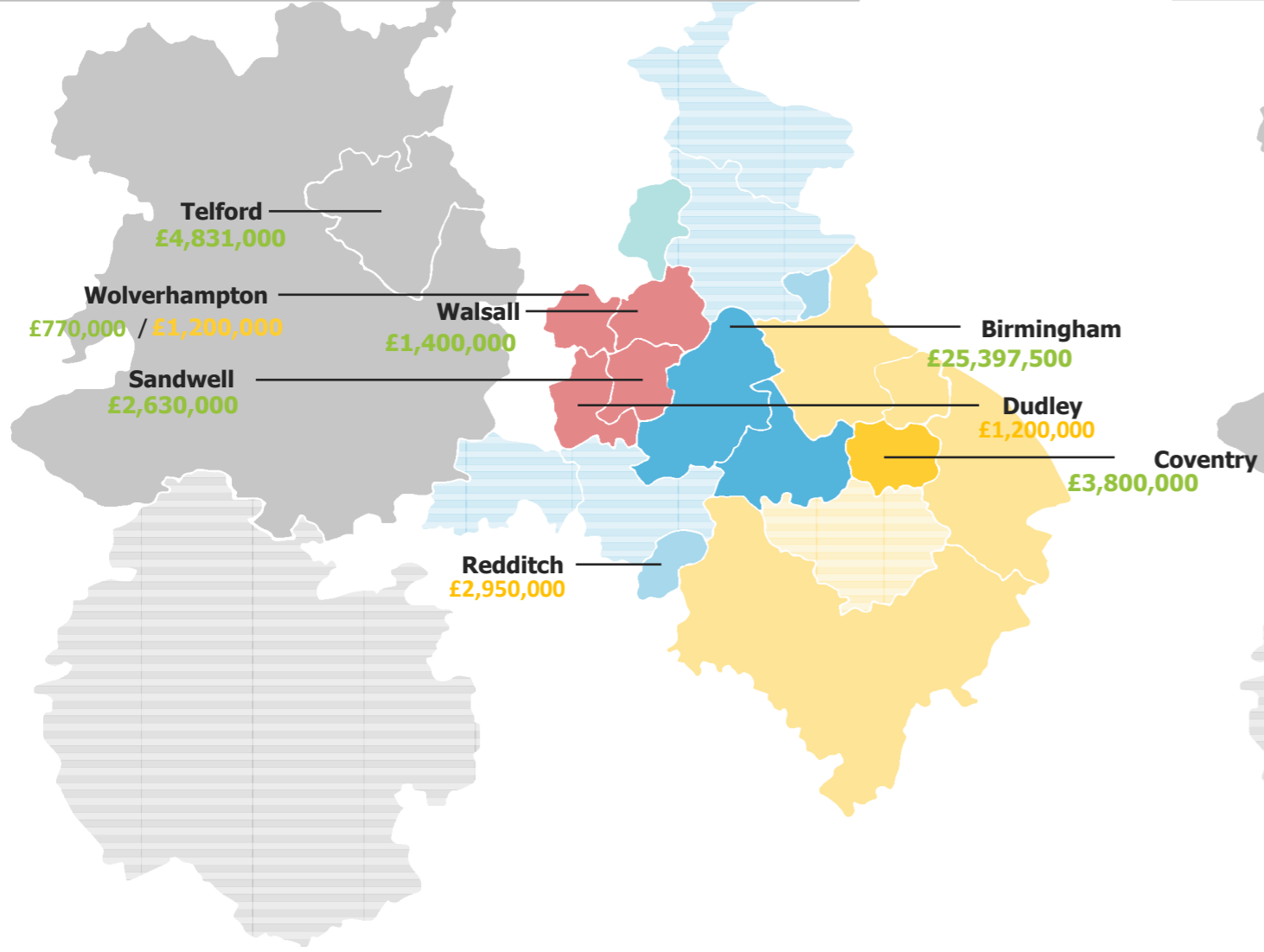
	Jobs Created	Brownfield Land	Houses Created	Commercial Space	Business Rates	Grant Amount	Drawn Amount
Totals	1194	112.51	1923	682098	£1,057,489	£39,728,500	£2,456,694
Actual Comparable hectares/sqm		45.53		63369			
Target of Fund	1600	57.3	800	200000	£1,330,895	£50,000,000	
Difference	-406	-11.77	1123	-136631	-£273,406	£10,271,500	

Pro rata final target	113,901
Pro rata final shortfall	-86,099

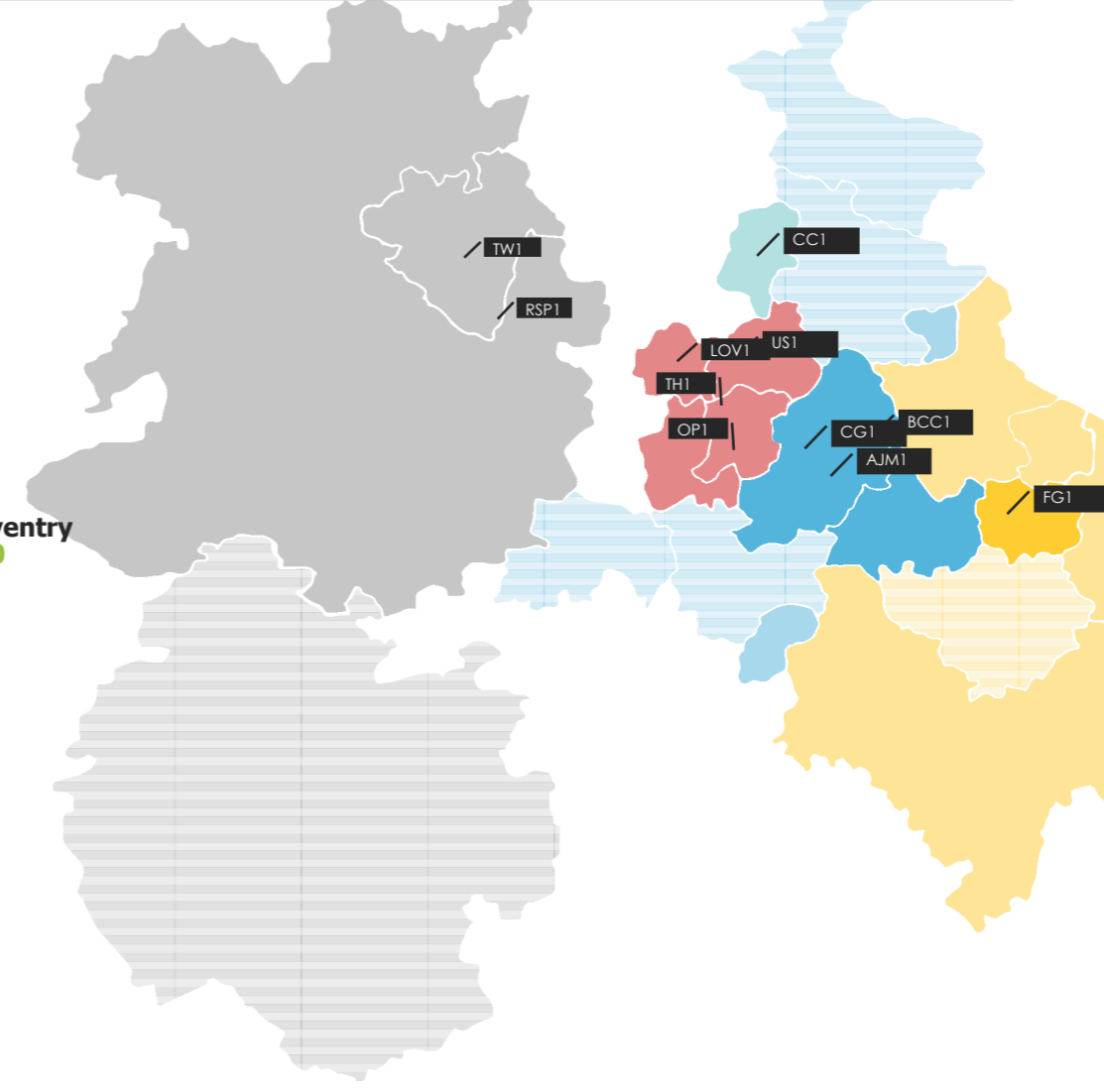
WMCA BLPDF - Dashboard of deal values and total diagrams



Geography of committed deal values - committed / pipeline



Geography of committed deals



Key

- # Committed / Complete
- # Pipeline
- Greater Birmingham & Solihull**
 - non-constituent members
 - part of the LEP but not the
- Coventry & Warwickshire LEP**
 - non-constituent members
 - part of the LEP but not the
- Black Country LEP**
- The Marches LEP**
 - part of the LEP but not the