

WMCA Collective Investment Fund (CIF)

Dashboard as of 15th November 2018

Public information

Contents

Page 1 - Investments committed

Page 2 - Dashboard

WMCA CIF - Investments committed and completed funds

Ref	Opportunity Name	Industry	Jobs Created	Brownfield Land - Acres	Commercial Space - sq ft	Prospective Business Rates	Local Authority	Loan Amount	Date Agreed	Date to be Drawn	Expected Repayment Date
OP1	Opus Land	Industrial Units/Logistics	425	14	283,185	£807,120	Cannock Chase DC	£7,000,000	19/08/2016	17/03/2017	17/03/2020
BD1	Barberry Perry Barr	Industrial Unit	75	2.5	48,000	£149,448	Birmingham CC	£2,900,000	21/11/2016	24/02/2017	05/10/2018
GE1	Goold Estates Ltd	SME Industrial Units	135	5.5	69,025	£198,378	W'hampton CC	£3,700,000	21/11/2016	12/09/2017	01/06/2018
CD1	Complex Development Projects Ltd.,	Hotel & Student Accomodation	200	2.7	1000 student units/ hotel 60,000	£0	Coventry CC	£2,820,000	27/02/2017	03/04/2017	10/04/2019
CD2	Complex Development Projects Ltd.,	Commercial Units	180	5.5	83,500	£239,979	Coventry CC	£960,000	27/02/2017	03/04/2017	10/04/2019
CW1	Cordwell Lesiure (Walsall) Ltd.,	Hotel & Restaurant/ Retail	130	1.2	35,400	£257,223	Walsall DC	£6,950,000	24/04/2017	15/12/2017	10/03/2019
EH1	Expert Holdings Ltd	Automotive	275	4	82,000	£257,223	Coventry CC	£2,000,000	26/05/2017	01/02/2018	30/07/2019
BD2	Barberry Advanced Manu Hub	Industrial Unit	80	2.9	60,000	£208,545	Birmingham CC	£3,680,000	04/08/2017	02/02/2018	01/11/2019
BD3	Barberry Well Ln, W'hampton	Industrial Unit	80	2.86	60,000	£172,440	W'hampton CC	£3,000,000	04/08/2017	12/12/2018	15/12/2019
BD4	Barberry Kingswood Lakeside	Industrial Unit	82	3.45	61,600	£177,038	Cannock Chase DC	£3,350,000	04/08/2017	01/01/2019	01/12/2019
CM1	Chase Midlands Sheldon	Retail/ Leisure	230	1	45,140	£374,578	Birmingham CC	£7,000,000	04/08/2017	28/03/2018	01/11/2019
RS1	Redsun Projects Ltd.,	Industrial	200	5	77,000	£209,000	Telford & Wrekin	£3,400,000	26/07/2018	01/01/2019	TBA
MC1	Macc Care	Care Home/ Residential	60	1.78	25,833	£287,000	Birmingham CC	£2,350,000	17/09/2018	30/11/2018	TBA

	Jobs Created	Brownfield Land - Acres	Commercial Space - sq ft	Business Rates	Loan Amount	GVA
Outputs to date	2152	52.39	990,683	£3,337,972	£42,510,000	£98,992,000
£ per output to date	£19,753.72	£811,414	£42.91	£12.74		

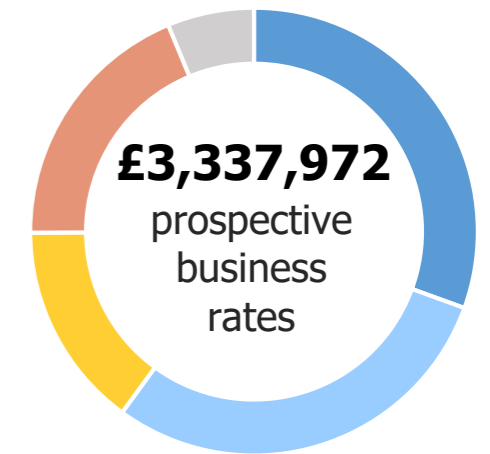
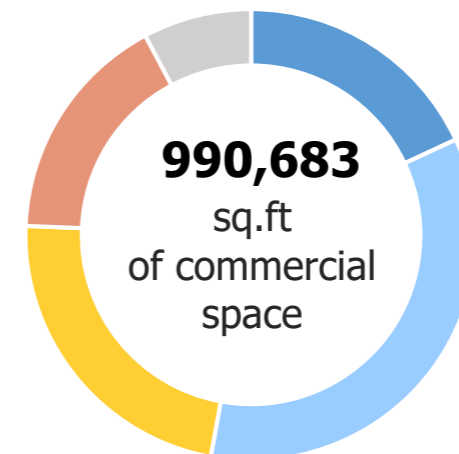
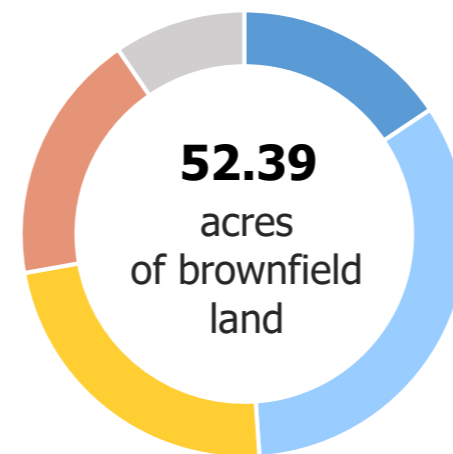
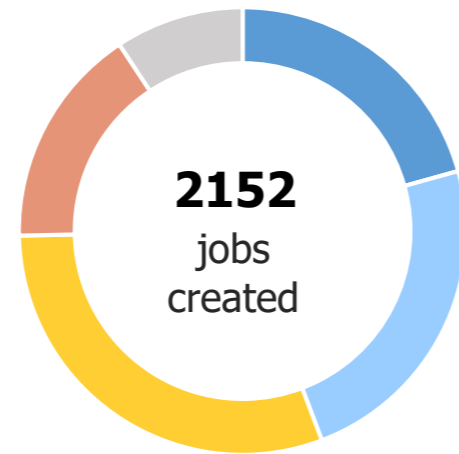
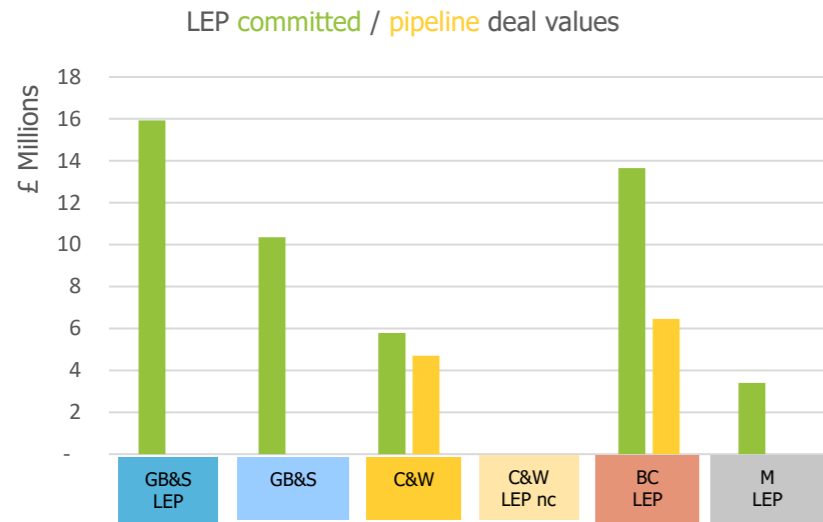
Total Committed

£42,510,000

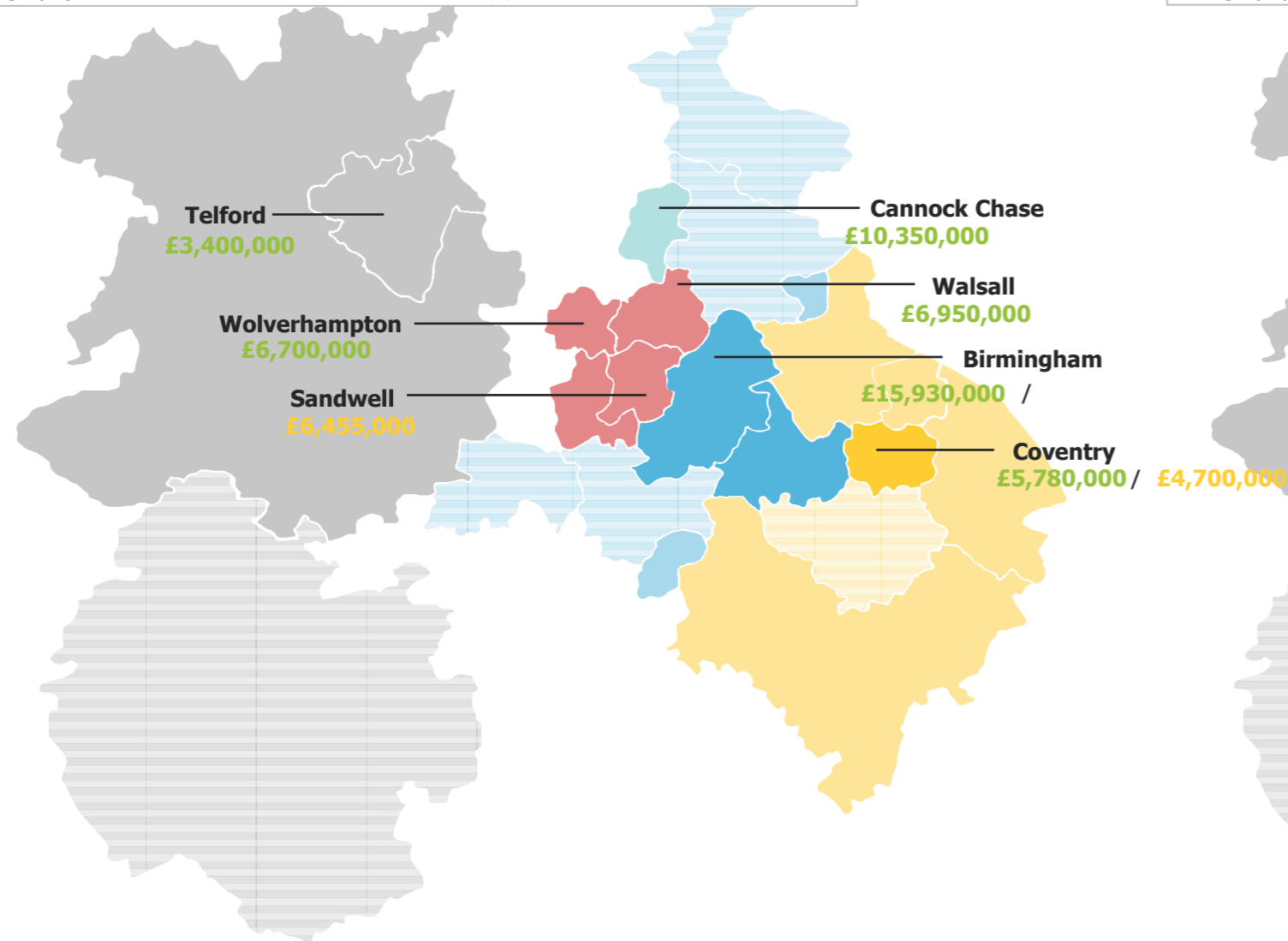
£98,992,000

Notes; Revolving facility therefore indicative outputs are not a realistic measure. Varying Debt structures senior and Mezzanine and potential for Equity.

WMCA CIF - Dashboard of deal values and total diagrams



Geography of committed deal values - committed / pipeline



Geography of committed deals

